



How Attendance, Chronic Absence, and ADA/ADM Metrics Are Calculated From ADVISER Data

Max Reiner



Where does NDE get attendance data?

- All data is provided by districts via the SIS, part of the year end collection in ADVISER (due 6/15, locked 6/30)
- Three primary elements:
 - Calendar / Calendar Dates
 - Which dates are instructional / in-session?
 - Enrollments (Student School Association)
 - Which dates was the student's enrollment overlapping with the instructional dates in the calendar?
 - Also – which calendar from above is the student on?
 - Daily Attendance (Student School Attendance Event)
 - How many days was the student counted as absent?

Where does NDE get attendance data?

- Other factors that **sometimes** may be relevant:
 - Enrollments (Student School Association)
 - Is the student's FTE less than fulltime? (ADA / ADM only)
 - Is the student in PK/HP grade level?
 - Student Early Learning Program Association (Early Childhood)
 - Is the student in an EC program that attends your building? Those with Early Learning Setting codes 01 through 05
 - PK/HP grade students that are SPED services only (no EC program), or who do EC from home (EC settings 06, 07), or EC at a child care partner (EC setting 08) are **not** included in NDE attendance calculations
 - Everyone else is!
 - Such as low FTE/0 FTE students – as long as they haven't been exited, they are being counted

ADVISER Data Elements – Calendar

- See <https://www.education.ne.gov/dataservices/adviser-resources/>
- Calendar Code – defines a specific calendar within a school building, with a name generated automatically by your SIS
- Depending on your SIS this may be for the entire building, or a specific “track”, or one per grade level in the building
 - Originally envisioned that this could be customized to get very specific with part time students, but in practice most have found this too hard to set up

CALENDAR CODE

Use:

<input type="checkbox"/>	Dashboard	<input checked="" type="checkbox"/>	State Reporting	<input type="checkbox"/>	CRDC
--------------------------	-----------	-------------------------------------	-----------------	--------------------------	------

Resource: */Calendar/CalendarCode*

Definition: An identifier for a calendar (e.g. Elementary, Twelfth Grade, Special Student, etc.)

- The Calendar Code is also used in the Student School Association to tie a student’s enrollment dates at a particular school building to a particular calendar

ADVISER Data Elements – Calendar

- Instructional Duration – a decimal tied to each date within a calendar, that tells NDE how much of the day is in instruction, aka in-session
 - This replaces an old CDC data collection where districts gave us a single number of total days
 - It is up to districts to decide if shortened days count as 1.0 or 0.5, etc. – you may have all of your periods and shorten them or cut off some periods, either way NDE does not offer guidance on what value you should set this to

INSTRUCTIONAL DURATION

Use:

	Dashboard	X	State Reporting	X	CRDC
--	-----------	---	-----------------	---	------

Resource: */CalendarDate/_ext/Ne/InstructionalDuration*

Definition: The portion of the day during which instruction occurred. Only one Instructional Duration is submitted per day per calendar, and will be used by the NDE to determine the total number of Days in Session for the calendar. Any amount provided in the Instructional Duration will be assumed to count as in-session time, regardless of the associated Calendar Event field. It is up to the District to decide if a shortened or partial day is reported as a full or part day for instructional purposes. Event Duration data should then be prorated accordingly. See Event Duration for examples.

ADVISER Data Elements – Calendar

- Note – Calendar Event type does **not** matter, NDE looks at the Instructional Duration only
 - These fields are now here just for convenience in seeing what happened on this date

CALENDAR EVENT

Use:

X	Dashboard	X	State Reporting		CRDC
---	-----------	---	-----------------	--	------

Resource: */CalendarDate/CalendarEvents/CalendarEventDescriptor*

Definition: The type of scheduled or unscheduled event(s) for all or part of the day

CODE	DESCRIPTION
01	Instructional day
02	Teacher only day
03	Holiday
04	Make up day

ADVISER Data Elements - Enrollment

- Student School Association aka enrollment records – tells NDE which dates the student was enrolled and which Calendar Code they were in during the enrollment
 - Students can have multiple enrollments if they switch schools, or transfer in and out throughout year
- Each SSA record is required to have an Entry Date
 - These dates are “inclusive” – meaning if we see an Entry Date of 4/9/2026, NDE will count 4/9 as one of the days the student is enrolled, aka we assume they arrived and started this morning

ENTRY DATE (ENROLLMENT DATE)

Use:

<input type="checkbox"/>	Dashboard	<input checked="" type="checkbox"/>	State Reporting	<input type="checkbox"/>	CRDC
--------------------------	-----------	-------------------------------------	-----------------	--------------------------	------

Resource: */StudentSchoolAssociation/EntryDate*

Definition: The date on which a student’s current enrollment begins in the school for the current school year.

ADVISER Data Elements - Enrollment

- Enrollment Exit Date – **not** required, but if not provided it is assumed to be June 30, so make sure you don't leave records open-ended by accident
 - Also “inclusive” – if a student's exit date is 4/9/2026 then we assume they were in class all day and finished out the day
 - Note – this means there is no way to report a 0-day length enrollment, an SSA record with an entry and exit on the same day appears to be a student who was enrolled for one whole day. Picking a date for this that is not in-session though will avoid this problem (a summer drop)

EXIT WITHDRAW DATE (ENROLLMENT EXIT DATE)

Use:

<input type="checkbox"/>	Dashboard	<input checked="" type="checkbox"/>	State Reporting	<input type="checkbox"/>	CRDC
--------------------------	-----------	-------------------------------------	-----------------	--------------------------	------

Resource: [/StudentSchoolAssociation/ExitWithdrawDate](#)

Definition: The date on which a student's enrollment ends in the school. Every exit date must have a corresponding entry date. The exit date is optional however, as a student without an exit date will be assumed to be returning in the next school year.

ADVISER Data Elements - Enrollment

- Grade Level
 - Note that grade level is tied to an enrollment record not just the student, meaning if a student has multiple enrollments they could be in multiple grade levels – this is generally not recommended though and is not applicable for most students

GRADE LEVEL

Use:

X	Dashboard	X	State Reporting	X	CRDC
---	-----------	---	-----------------	---	------

Resource: */StudentSchoolAssociation/EntryGradeLevelDescriptor*

Definition: A level of study that is completed by a student during one year. Also used for Entry Grade Level and Exit Grade Level. All students, including ungraded students, should be assigned a Grade Level in accordance with local school board policy. Students with a verified disability (special education) should be given a grade level commensurate with their age appropriate peers regardless of their cognitive functioning level. Please include in Grade 12 students who have passed typical graduation age but remain enrolled.

ADVISER Data Elements - Enrollment

- Fulltime Equivalency (FTE)
 - Also known in SIS as membership amount? Other names too?
 - Fulltime students are 1.0 (your SIS may say 100 instead), half-time is 0.5, etc.

FULL-TIME EQUIVALENCY

Use:

X	Dashboard	X	State Reporting	X	CRDC
---	-----------	---	-----------------	---	------

Resource: /StudentSchoolAssociation/FullTimeEquivalency

Definition: The ratio between time of the student's assignment to a school for services or instruction and the hours that would consist of a student's full educational program. Students with FTE values higher than 50% on October 1 will be included in Fall Membership, except any student reported with a Grade Level of HP or PK will be included in Fall Membership regardless of FTE. Determining FTE should be based on the student's program. This field is collected as a decimal with two decimal places, but depending on the SIS vendor may be presented as a whole number between 0 and 100.

ADVISER Data Elements - Enrollment

- Student Days Enrolled – optional, **rarely used**
 - NDE added an optional override field as a way for a district to tell NDE “forget what their calendar says, *this* is how many total instructional days the student was enrolled in this SSA record” and NDE will trust it
 - Only a handful of districts have ever used it, not recommended to use unless there is no other way

STUDENT DAYS ENROLLED

Use:

	Dashboard	X	State Reporting	X	CRDC
--	-----------	---	-----------------	---	------

Resource: </StudentSchoolAssociation/StudentDaysEnrolled>

Definition: Allows districts to override the Days In Session as calculated for the Calendar the student is enrolled in. This field should not be submitted otherwise.

ADVISER Data Elements – School Attendance

- Student School Attendance Event – aka daily attendance, daily absences, aka negative attendance
- Event Duration - what portion of the in-session time on this date did the student miss?
 - Note – NDE has standardized that these numbers can only go to two decimal places, but does your SIS have more decimals internally? Look out for rounding differences that may happen *before* the number gets to ADVISER

EVENT DURATION

Use:

X	Dashboard	X	State Reporting		CRDC
---	-----------	---	-----------------	--	------

Resource: [/StudentSchoolAttendanceEvent/EventDuration](#)

Definition: The portion of the regular school day, up to two decimal places, that applies to the Attendance (i.e. Absence) Event. For example, if a student was absent 2 out of 8 school periods, Attendance Duration would be reported as .25 days. Late start and early dismissal days may count as a portion of a day or a full day. Guidance follows individual system policy.

ADVISER Data Elements – School Attendance

- Can be thought of as being the same unit as reported for instructional duration in calendar dates

Example 1: A student is absent 100% of a partial day:

The district decides it is a 1.0 instructional duration day – report a 1.0 event duration

The district decides it is a 0.5 instructional duration day – report a 0.5 event duration

Example 2: A student is absent 50% of a partial day:

The district decides it is a 1.0 instructional duration day – report a 0.5 event duration

The district decides it is a .5 instructional duration day – report a 0.25 event duration

Example 3: A student is absent 100% of a full day:

The district decides it is a 1.0 instructional duration day – report a 1.0 event duration

Example 4: A student is absent 50% of a full day:

The district decides it is a 1.0 instructional duration day – report a 0.5 event duration

ADVISER Data Elements – School Attendance

- Attendance Event Category – unlike calendars, this categorization **does** matter
- Note: **ALL** “Excused” **and** “Unexcused” categories are considered to be absences for NDE’s calculations
 - In most SIS **you** control which of these categories your local absence types are mapped to
- Tardies and early departures are **not** considered absent

ATTENDANCE EVENT CATEGORY

Use:

X	Dashboard	X	State Reporting		CRDC
---	-----------	---	-----------------	--	------

Resource: */StudentSchoolAttendanceEvent/AttendanceEventCategoryDescriptor*
or */StudentSectionAttendanceEvent/AttendanceEventCategoryDescriptor*

Definition: The category of reason for a student’s attendance event. More than one Attendance Event can be reported for a day. Section Attendance Events are only used for the ADVISER Dashboard, while daily School Attendance Events are also used for state reporting purposes.

ADVISER Data Elements – School Attendance

- Attendance Event Categories – counted as absent

06	Excused Absence - Disciplinary action, not receiving instruction	The student has been removed from the regular instructional setting for disciplinary reasons and is not receiving instruction. This may include either in-school or out-of-school suspension if instructional services are not provided.
07	Excused Absence - Illness/Medical	The student is out of school because of personal physical or mental illness or injury, including health-related appointments. This may include more unusual situations, such as quarantine.
08	Excused Absence - Noninstructional activity recognized by state, district, or school	The student is out of school and involved in a noninstructional activity recognized by the school, district, and/or state. Examples include such civic activities as involvement with the National Guard,
		service as a legislative page, jury duty, or participation on an election board.

ADVISER Data Elements – School Attendance

- Attendance Event Categories – counted as absent

09	Excused Absence - Transportation not available	The student is not in school because transportation is not available. For example, roads have been closed due to flooding. This category includes school-provided transportation and the student's personal transportation.
10	Excused Absence - Other	Any other absence that is to be treated as an Excused Absence for state reporting purposes.
11	Unexcused Absence - Student skipping school	The student is willfully not attending school without parent or school approval.
12	Unexcused Absence - Other or unknown	Any other absence that is to be treated as an Unexcused Absence for state reporting purposes.

ADVISER Data Elements – School Attendance

- Attendance Event Categories – **not** counted as absent

CODE	DESCRIPTION	DEFINITION
04	Tardy	Student is absent at the time of a given schedule when attendance begins but is present before the close of that time period, can be used for daily or section attendance.
05	Early departure (not an absence)	Student leaves before the official close of the daily session.

ADVISER Data Elements – School Attendance

- Other important footnotes from the Data Elements guidance:

Prekindergarten Students – All PK or HP students in Rule 11 programs (early learning setting codes 01-05) must be reported in attendance. The only exception are those HP/PK SPED students who are receiving all of their services at home or at a location not related to the public school district. This exception includes early childhood programs using setting codes 06-08 and SPED students receiving services through the public district at a non-public preschool.

Summer School – If reporting optional summer school course grades, summer school attendance should **not** be reported in the regular school year attendance reporting. If a summer school calendar is reported to the NDE, do not include any in-session instructional days within that calendar.

Absences for School Activities – Title 92, Nebraska Administrative Code, Chapter 2, Section 006.02 provides that students shall be counted in attendance at a school sponsored activity which is supervised by a member or members of the school staff, and so should not be reported as an excused or unexcused absence.

- Do **not** set up your activities codes as absences in your SIS!

ADVISER Data Elements – School Attendance

- Other important footnotes from the Data Elements guidance:

Suspended or Expelled Students – Students who are suspended or expelled are counted as absent unless they continue to be in a school setting during their suspension or expulsion, such as serving their suspension in-school or attending an alternative school. The suspended or expelled students may also be counted as in attendance if they participate in an alternative program as prescribed by the district. If the student does not participate in the alternative program as prescribed by the district, the student will be shown as absent.

Homebound students – Section 504 of the Vocational Rehabilitation Act may require a school district to serve homebound students in the home. As such, the “home” is the “school” for purposes of attendance for the student. So long as the student is present when school officials arrive to provide the services required, the student is in attendance at school.

ADVISER Validation Reports

- The reports available in ADVISER will typically be able to answer all of your questions about how your ADA and ADM are calculated, how your Chronic Absenteeism is calculated, and why our reports may not be matching your attendance audit reports in the SIS
- Main place to go: Student Verification Reports > Membership and Attendance
 - Also be on the lookout for active validation errors, especially in the student enrollment or calendar areas
 - Also visit Lookups > Student Lookup By ID if you need to see every individual absence or enrollment reported for a single student

ADVISER Validation Reports

Membership and Attendance

REPORT	DESCRIPTION	Roles	REVIEW
Calendar Details	Displays details about each Calendar defined within the district, including which dates are Instructional Days		Fall & Year-End
Student Attendance Summary	List of students' enrollments and their attendance, can be used to verify total absences and ADA/ADM. Report is available by school and then by grade.		Throughout School Year
Average Daily Attendance / Average Daily Membership	Calculation of Average Daily Attendance (ADA) and Average Daily Membership (ADM) by District or by School.		Year-End
Chronic Absenteeism	List of summarized student attendance that indicates which students are counted as chronically absent. Report is available by school and then by grade.		Year-End

Calendar Details

- Can check this report in the Fall even though it is due in June
 - If no student enrollments are using the calendar, that entry doesn't really matter

Nebraska Department of Education
CALENDAR DETAILS
School Year: 2024-2025

DISTRICT: [REDACTED]-000)

Highlighted dates count as in-session for ADM/ADA purposes

[REDACTED]-001)

Calendar Name: 1 [<click the + sign to expand dates](#)

Begin Date: 07/01/2024

Total Days In Session: 167.00 [< check this total number for every calendar](#)

Total Days Not In Session: 0.00

Number of Enrollment Records Using This Calendar: [0](#) [<click the number of students to see their names](#)

Calendar Details

- See which days are in-session (highlighted), including first and last day of school
- See Event Category (but this doesn't matter)

	Date	Inst. Duration	Calendar Event(s)
Sunday	08/11/2024	0.00	Holiday
Monday	08/12/2024	0.00	Teacher only day
Tuesday	08/13/2024	0.00	Instructional day - In School
Wednesday	08/14/2024	1.00	Instructional day - In School
Thursday	08/15/2024	1.00	Instructional day - In School
Friday	08/16/2024	1.00	Instructional day - In School

Calendar Details

- Roster of students in the calendar and their enrollment dates

Nebraska Department of Education

CALENDAR ROSTER

School Year: 2024-2025

District:

School:

*Click on the arrow above
to return to summary
report.*

CALENDAR: 1-B ()

Student ID	Local ID	Student Name	Grade	Entry Date	Exit Date
			10	07-01-2024	01-28-2025
			10	07-01-2024	

Student Attendance Summary

- This report has one row per **enrollment**, so students may appear multiple times
- Each enrollment's share (contribution to the total) of your ADM and ADA are calculated, summing up the shares = your total ADA/ADM
 - ADA and ADM shares are rounded to 4 digits, everything has been 2 digits up until this point

Nebraska Department of Education
STUDENT ATTENDANCE SUMMARY
School Year: 2024-2025

DISTRICT: [REDACTED]

- *PK/HP grade level students are only included in attendance reports if they are reported with Early Learning Setting codes 01-05*
- *ADA SHARE is calculated as $DAYS\ PRESENT / DAYS\ IN\ SESSION \times (FTE / 100)$ then rounded to four digits*
- *ADM SHARE is calculated as $DAYS\ ENROLLED / DAYS\ IN\ SESSION \times (FTE / 100)$ then rounded to four digits*
- *Chronically Absent students are those who are enrolled for at least 10 days with an attendance rate at or below 90%*

SCHOOL: [REDACTED]

GRADE: 06

Student Attendance Summary

- Note how FTE changes ADA & ADM share but nothing else
- Students with 0 days enrolled are included to help with auditing, but they are not included in any attendance metrics by definition

NDE STUDENT ID	LOCAL ID	LAST NAME, FIRST NAME	ENTRY DATE	EXIT DATE	DAYS ABSENT	DAYS PRESENT	DAYS ENROLLED	CALENDAR DAYS IN SESSION	FTE	ADA SHARE	ADM SHARE
			2024-08-13	2025-06-30	10.78	156.22	167.00	167.00	100	0.9354	1.0000
			2024-08-13	2025-06-30	20.23	146.77	167.00	167.00	100	0.8789	1.0000
			2024-08-13	2025-06-30	8.89	158.11	167.00	167.00	100	0.9468	1.0000

			2024-07-01	2024-07-30	0.00	0.00	0.00	167.00	3	0.0000	0.0000
--	--	--	------------	------------	------	------	------	--------	---	--------	--------

			2024-08-13	2025-06-30	0.00	167.00	167.00	167.00	3	0.0300	0.0300
			2024-08-13	2025-06-30	4.54	162.46	167.00	167.00	100	0.9728	1.0000

Student Attendance Summary

- Scroll down to see grade, school, and district subtotals

NDE STUDENT ID	LOCAL ID	LAST NAME, FIRST NAME	ENTRY DATE	EXIT DATE	DAYS ABSENT	DAYS PRESENT	DAYS ENROLLED	CALENDAR DAYS IN SESSION	FTE	ADA SHARE	ADM SHARE
<i>STUDENTS: 102</i>		<i>GRADE 08 TOTAL</i>			<i>1370.96</i>	<i>13616.04</i>	<i>14987.00</i>			<i>81.5805</i>	<i>89.7221</i>
STUDENTS: 297		SCHOOL TOTAL			3585.21	41014.79	44600.00			244.5827	265.9112
<i>STUDENTS: 297</i>		<i>TOTAL</i>			<i>3585.21</i>	<i>41014.79</i>	<i>44600.00</i>			<i>244.5827</i>	<i>265.9112</i>

ADA / ADM Report

- Should match the subtotals seen on the Student Attendance Summary
 - State aid typically uses this data by grade level, hence the grouping
 - Final numbers are rounded to 2 decimal places for use in state aid, after the 4 decimal place ADM/ADA share numbers have been summed up

ADA SHARE	ADM SHARE
81.5805	89.7221
244.5827	265.9112
244.5827	265.9112

ADA / ADM Report

Nebraska Department of Education

AVERAGE DAILY ATTENDANCE AND AVERAGE DAILY MEMBERSHIP

School Year: 2024-2025

DISTRICT: [REDACTED]


This report is based upon absences published to the Student School Attendance Event resource for all students enrolled at the location. Each student may have their own individual Days In Session amount according to the instructional days defined in their assigned calendar. See the Student Attendance Summary report for student details. ADA and ADM values are rounded to two decimal places at the grade level for state accountability uses.

Please refer to the Student Attendance Summary report for details on how each student is contributing to the overall ADA and ADM.


Grade	Aggregate Days Attendance	Aggregate Days Absence	Aggregate Days Membership	Average Daily Attendance	Average Daily Membership
09	16,788.58	2,131.42	18,920.00	101.20	114.12
10	16,643.96	1,920.04	18,564.00	98.63	110.19
11	14,814.07	1,994.93	16,809.00	87.30	99.31
12	13,921.07	2,345.93	16,267.00	95.77	111.74
[REDACTED]			TOTAL:	382.90	435.36

Calendar vs. Enrollment Examples

- Scenario: student enrolled for the whole school year
- ADM share = 1.0 (w/ 1.0 FTE)

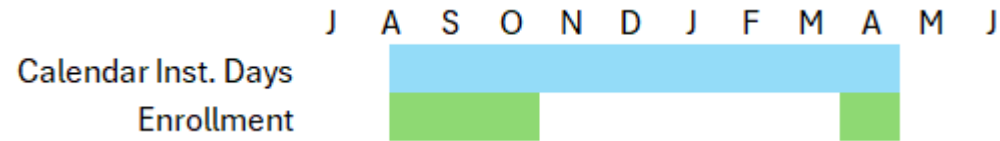


- Student left after first semester
 - ADM share ~ 0.5

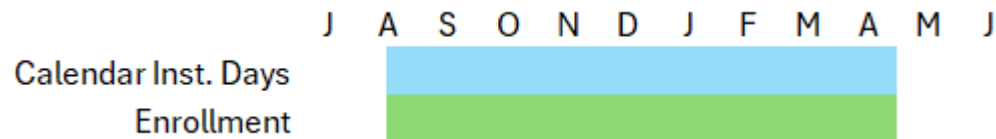


Calendar vs. Enrollment Examples

- Student left mid year then returned
 - Two enrollment records at same school
 - ADM share approximately 0.5 total




- 12th graders graduate before typical last day of school
 - Exit date = the actual date they graduated
 - Calendar = modified to be end sooner for 12 graders
 - ADM share = still 1.0



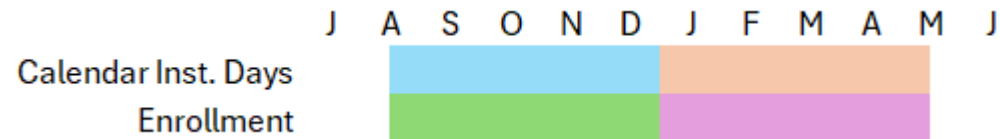
Calendar vs. Enrollment Examples

- 12th graders graduate before typical last day of school
 - Exit date = the actual date they graduated
 - Calendar = **not** modified
 - ADM share – **still 1.0**, due to this situation NDE added a special rule for districts having calendar difficulties that any student who exits with a 210, 211 (retired), 212, or 218 (future) exit code (completers, with or without diplomas) is assumed to have been enrolled for their entire school year



Calendar vs. Enrollment Examples

- Student changes school within district and calendar mid year
 - Two different enrollment records
 - ADM share = 0.5 at each school, sums to 1.0 total for the district



Chronic Absenteeism

- Chronic Absenteeism is defined as:
 - Enrolled at least 10.0 instructional days
 - Absent 10% or more
- Chronic absenteeism rate is calculated using a % of the unique student count, therefore multiple enrollments aren't important
 - Any student enrolled at least 10.0 total days at a school/district (and isn't one of the PK students being excluded from attendance mentioned earlier) counts as 1 student in the denominator
 - If their attendance rate < 90.0%, they count as 1 in the numerator (otherwise not counted in numerator)
 - FTE not relevant, even 0 FTE
- Note – in the AQuESTT Chronic Absenteeism Reduction metric, starting in 2024 **ALL** PK students are now being excluded, but this does **not** change the general definition of chronic absenteeism (such as the chronic absenteeism rate shown on the NEP or in the ADVISER report)

Chronic Absenteeism Report

Nebraska Department of Education

STUDENT ATTENDANCE CHRONIC ABSENTEEISM

School Year: 2024-2025

DISTRICT: [REDACTED]

- *PK/HP grade level students are only included in attendance reports if they are reported with Early Learning Setting codes 01-05*
- *Chronically Absent students are those who are enrolled for at least 10 days with an attendance rate at or below 90%*


SCHOOL: [REDACTED]

GRADE: 03

NDE STUDENT ID	LOCAL ID	LAST NAME, FIRST NAME	ENTRY DATE	EXIT DATE	DAYS ABSENT	DAYS PRESENT	DAYS ENROLLED	CHRON. ABSENT
[REDACTED]	[REDACTED]	[REDACTED]	2024-08-13	2025-06-30	10.00	157.00	167.00	
[REDACTED]	[REDACTED]	[REDACTED]	2024-08-13	2025-06-30	4.00	163.00	167.00	
[REDACTED]	[REDACTED]	[REDACTED]	2024-08-13	2025-06-30	8.00	159.00	167.00	
[REDACTED]	[REDACTED]	[REDACTED]	2024-07-01	2025-06-30	0.00	167.00	167.00	
[REDACTED]	[REDACTED]	[REDACTED]	2024-08-27	2024-11-13	13.00	39.00	52.00	Yes
[REDACTED]	[REDACTED]	[REDACTED]	2024-08-22	2025-06-30	25.50	134.50	160.00	Yes

Chronic Absenteeism Report

- Chronic Absenteeism report is similar to Student Attendance Summary, except should always be one row per student only
- The calculation rule is mentioned at the top

<i>STUDENTS: 127</i>	<i>GRADE 05 TOTAL</i>					<i>9.76%</i>
STUDENTS: 381		SCHOOL TOTAL				12.63%
STUDENTS: 381	TOTAL					12.63%

How to Approach Audit Issues

- First, verify your data is correct in the order we have been using here: Calendar, Enrollments, Absences
- Second, narrow down what is off
 - Days in session is wrong – look at Calendar Details report
 - Days in session is correct, but days enrolled looks off = check enrollments, membership etc. reports
 - Days in session and days enrolled is correct, but days absent is off = check school attendance events
 - Look at the ADA and ADM totals – is it only an issue at one school? Did some data not get synced in that school only?
 - Is the issue at one grade level only? Check if that grade level has its own calendar
 - Is a number off by less than 1.0? Check if there may be a rounding issue

How to Approach Audit Issues

- Once you can narrow down the issue to grade and school, then you could start looking at individual students in the Student Attendance Summary
- You can also look at the problem student in Student Lookup By ID for more details
- Please try and find the root of your issue before contacting NDE
 - If before June 30, please fix the data
 - If soon after June 30, NDE *may* accept a late request to push your changes up, but only if you know what the problem is and how to fix it
 - Not *all* problems discovered by auditors have to be fixed, often they just want to find out the reason for the difference and document it. NDE does not control the independent auditors however...

Questions?



- Documents
<https://www.education.ne.gov/dataservices/adviser-resources/>
- Contact
max.reiner@nebraska.gov or
NDE.ServiceDesk@nebraska.gov
with any follow up questions
- Thank You!