




# Arts Education Course Codes

School Year 2024-2025


Cody Talarico, Arts Education Specialist



updated 09.09.2024








# Arts Education Data Project



## Arts Ed Course Codes

Notes for SY 2024-2025



# Arts Education Data Project






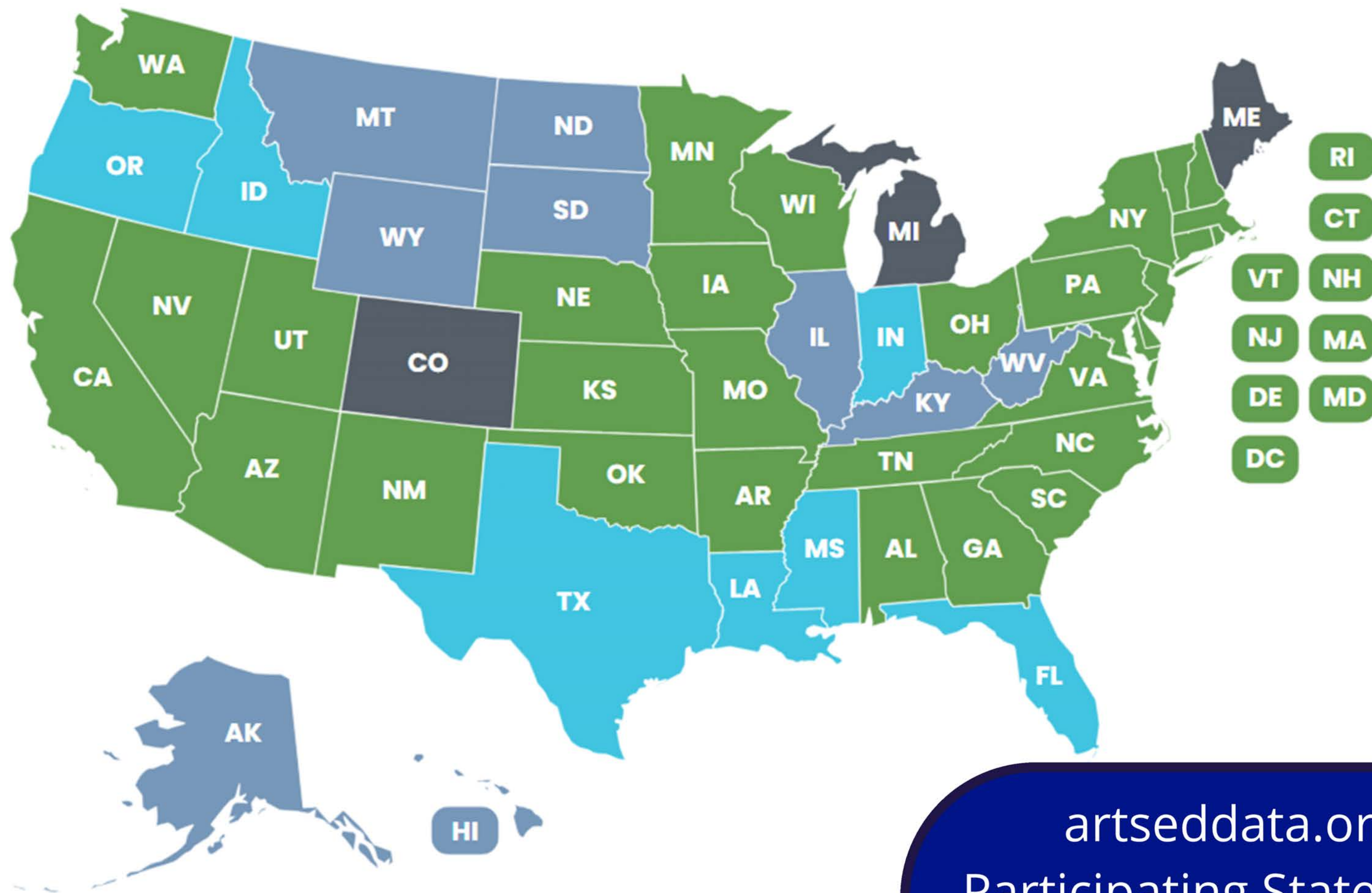
## Arts Ed Course Codes Notes for SY 2024-2025

# ARTS EDUCATION



DATA PROJECT





artseddata.org

Participating States

Nebraska



# Arts Education Data Project

## Nebraska Data Dashboards Table of Contents

Click on any of the blue buttons to go to that dashboard, or use the tabs along the top of the page.

### Instructions and Info

Icons, Definitions, Navigation  
Tips, etc.




### Overview

State-Level Overview of Key  
Metrics



### Arts Disciplines

Arts Discipline Exploration




### School Profile

Key Metrics for a Selected  
School



### District-Level Arts

District-Level Exploration



### Trends Over Time

Trends based on various  
measure and how they have  
changed over time.



### No Arts

Schools and Students Without  
Access to Arts Education



# Views

- Overview
- District Level Arts
- Arts Disciplines
- Trends Over Time
- School Profile
- No Arts

# Overview Tab



## Welcome to the Nebraska Arts Education Data Project Interactive Dashboards

Use the tabs above to navigate to the different dashboards, where you can explore arts data from the Nebraska Department of Education.

2022 - 2023 School Year

County

Select values

District ⓘ

Select values

Traditional/Charter

Select value

Arts Enrollment Rate ⓘ

**80.8%**

↓ 0.1% 2023 vs 2022

Students Without Arts Access Rate ⓘ

**0.6%**

↓ 8.4% 2023 vs 2022

Schools ⓘ

**937**

Students ⓘ

**326,256**

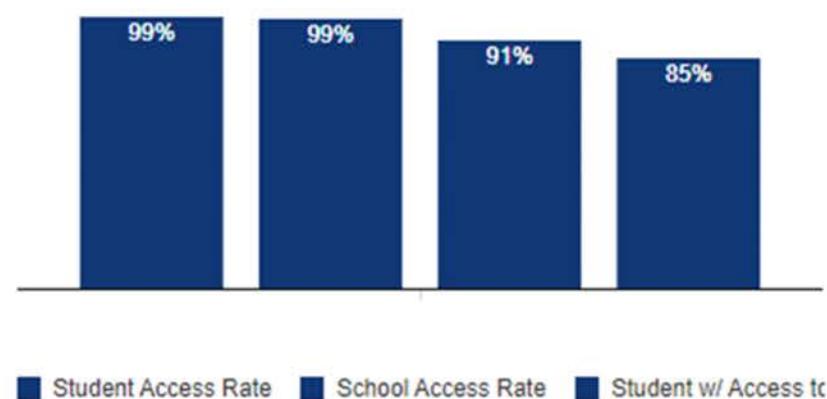
Arts Students ⓘ

**263,493**

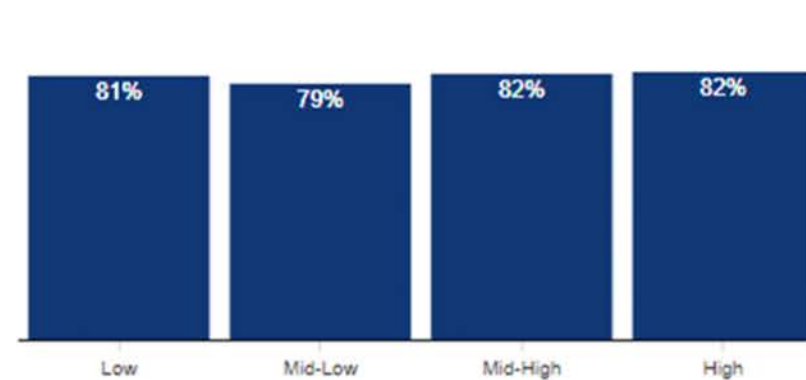
Students Without Access ⓘ

**2,005**

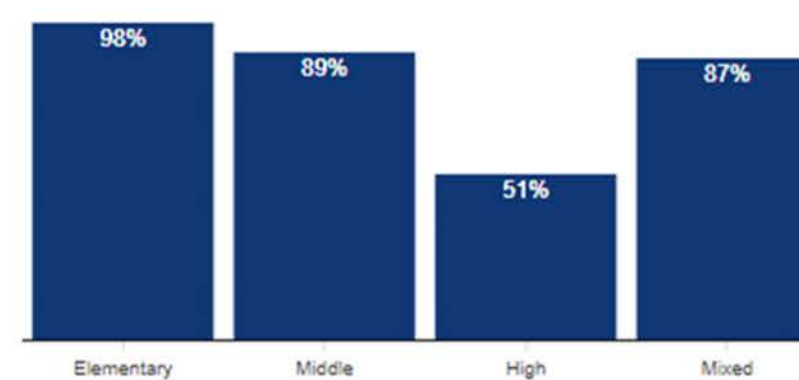
Student/School Access to the Arts ⓘ



Arts Enrollment Rate by Free Meal Eligibility ⓘ



Arts Enrollment Rate by School Grade Level ⓘ



Enrollment by Arts Discipline



Music ⓘ

**67%**



Visual Arts ⓘ

**62%**



Theater ⓘ

**1%**



Dance ⓘ

**0%**



## Welcome to the Nebraska Arts Education Data Project Interactive Dashboards

Use the tabs above to navigate to the different dashboards, where you can explore arts data from the Nebraska Department of Education.

2022 - 2023 School Year

County

Select values

District ⓘ

Select values

Traditional/Charter

Select value

Arts Enrollment Rate ⓘ

**80.8%**

0.1% 2023 vs 2022

Students Without Arts Access Rate ⓘ

**0.6%**

8.4% 2023 vs 2022

Schools ⓘ

**937**

Students ⓘ

**326,256**

Arts Students ⓘ

**263,493**

Students Without Access ⓘ

**2,005**

Student/School Access to the Arts ⓘ



Arts Enrollment Rate by Free Meal Eligibility ⓘ



Arts Enrollment Rate by School Grade Level ⓘ






# NEBRASKA'S ARTS EDUCATION DATA PROJECT

User Guide



Nebraska's Arts Education Data Project  
was made possible with generous funding  
support from the Nebraska Arts Council.



Updated August 2024

50

WHAT

?

- Collective Voice - National Project
- Program & Course of Study Development
- Can See Offerings More Easily (Rule 10)
- Course Coding, Reporting, Data Accuracy
- Limitations of the Project
- State Agencies, Non Profits, Teachers  
Organizations, Colleges/Universities

# #ATTENDANCEMATTERSVA: CHRONIC ABSENTEEISM AND THE ARTS IN VIRGINIA PUBLIC SCHOOLS

- Seniors enrolled in **four years of fine arts courses** each year since 2020 demonstrate a **32% to 50% lower absenteeism rate** than those who did not take a fine arts course during high school.
- These findings hold true when comparing data across fine arts disciplines and for key variables such as **race/ethnicity, enrollment in Free and Reduced-Price Meals programs, and English Learners.**

[doe.virginia.gov/state-board-data-funding/...](https://doe.virginia.gov/state-board-data-funding/)

# #ATTENDANCEMATTERSVA: CHRONIC



2025-2027 Nebraska State Board of Education Legislative Priority

## ENGAGEMENT


Improve student, family, teacher, school,  
and community engagement.

[education.ne.gov/stateboard/legislative-priorities/](https://education.ne.gov/stateboard/legislative-priorities/)

# ENGAGEMENT

Arts Education prepares students and facilitates growth in the 5C's:

- Critical Thinking
- Creativity
- Collaboration
- Communication
- Civic and Community Engagement



# Arts Education Data Project



## Arts Ed Course Codes Notes for SY 2024-2025



# Notes for School Year 2024-2025

- Check Grade Levels
- Elementary Codes = Grades K-5



020709 - K-2 Visual Art



020710 - 3-5 Visual Art



080138 - Elementary Dance (K-5)



120101 - K-2 Music



120102 - 3-5 Music



220102 - Elementary Theatre (K-5)



# Notes for School Year 2024-2025

- Check Middle School Grade Levels
- Middle School Codes are for Grades 6, 7, 8
  - If your **5th Grade** is in the middle school use the **elementary** code.
  - If your **6th Grade** is in the elementary school, use the **middle school** code.
  - Rationale: Course Codes are based on the **Grade Bands** in the Nebraska's Arts Education Standards (K-2 / 3-5 / 6-8 / 9-12)

	A	B	C	D	E	F	G
1	Subject	Content	Intended Grades ("0" = Kindergarten)	Course Code	Literal Name	Short Literal Name	Description
2	Fine Arts (Music) (12)	Music	Grades 0/1/2	120101	Music Elementary General (Grades K 2)	MUSIC K 2	Music (grades K 2) courses provide development activities to enable students to create and respond to musical compositions, and connect experiences to their personal experiences and subjects.
3	Fine Arts (Music) (12)	Music	Grades 3/4/5	120102	Music Elementary General (Grades 3 5)	MUSIC 3 5	Music (grades 3 5) courses provide development activities to enable students to create and respond to musical compositions, and connect experiences to their personal experiences and subjects.
4	Fine Arts (Music) (12)	Music	Grades 4/5/6	120501	General Band Beginning	GENBAND BG	General Band courses help students develop brass, woodwind, and percussion instruments, perform a variety of concert band literature, emphasize rehearsal and performance experiences, and also include experiences in creating and performing original music.
5	Fine Arts (Music) (12)	Music	Grades 4/5/6	120508	Strings Beginning	BEG STRING	Strings courses provide students an introduction to string instruments, perform a variety of string literature, and include experiences in creating and performing original music.
							Music—General courses involve content that is appropriate for the grade level and includes experiences in creating and performing original music.

## ARTS ED COURSE CODE SPREADSHEET

Arranged by subject and then Grade Levels K-12.  
Note Grade "0" = Kindergarten

		Intended Grades ("0" = Kindergarten)		Course Code	Literal Name	Sometimes Confused With
Fine Arts (Visual Art) (02)	Visual Arts	Grades 0/1/2	020709	Visual Arts Grades K 2		020100 - Visual Art I 020200 - Visual Art II 020300 - Visual Art III 020800 - MS/JH Visual Art I 020801 - MS/JH Visual Art II 020802 - MH/JH Visual Art III
Fine Arts (Visual Art) (02)	Visual Arts	Grades 10/11/12	020200	Visual Arts II		020709 - Visual Art K-2 020710 - Visual Art 3-5 020801 - MS/JH Art II

## ARTS ED COURSE CODE SPREADSHEET

Column K - "Sometimes Confused With"

Subject	Content	Intended Grades ("0" = Kindergarten)	Course Code	Literal Name	Description	Type of Arts Course
Fine Arts (Music) (12)	Music	6/7/8/9/10/11/12	120651	Piano	and responding to music.	
Fine Arts (Music) (12)	Music	Grades 6/7/8/9/10/11/12	120652	Guitar	Guitar courses provide students an introduction to, and refine the fundamentals of, music and guitar literature and techniques, such as strumming and chords and may offer instruction in more advanced techniques. These courses may include bass, ukelele and other plucked string instruments. Formal and informal performances are typically included as well as experiences in creating and responding to music.	Make
Fine Arts (Music) (12)	Music	Grades 6/7/8/9/10/11/12	120808	Recording and Production	Recording and Production courses provide students with an opportunity to learn and apply skills in music recording techniques, music editing, mixing, and creating finished musical recordings for distribution as sound files in order to enhance, convey, and capture the expressive	Produce
Fine Arts (Music) (12)	Music	Grades 9/10/11/12	120700	Advanced Placement Music Theory		
Fine Arts (Music) (12)	Music	Grades 9/10/11/12	120800	IB Music	elements, form and structure, notations, musical terminology and context. These courses include exploration of music from different places, cultures, and time periods. They also involve training in at least one of the following: creating, solo performing, and group performing.	



## ARTS ED COURSE CODE SPREADSHEET

### Column H - Type of Arts Course

- Learn About/Experience
- Make
- Analyze/Create/Design
- Produce
- One-on-One
- One of a Kind



# Cody Talarico

Arts Education Specialist

Nebraska Department of Education

---



-  [cody.talarico@nebraska.gov](mailto:cody.talarico@nebraska.gov)
-  [education.ne.gov/finearts](http://education.ne.gov/finearts)
-  402.314.7822
-  @NDE\_FineArts

