

RENEWAL AND ACCELERATION *with Data*

Perkins Data Reporting

Lexi Neemann
Nebraska Department of Education
CTE Data & Research Specialist



Overview



Perkins/State Performance Targets



Understanding Indicators, Reports, & Special Populations



State Reporting/Audit Window



Course Coding



Q & A

Perkins Definitions



Concentrator

Secondary: A secondary student who, in grades 9-12, has earned credit in at least two courses in a single career cluster program at the intermediate or capstone level.

(Introductory courses will not count towards a student being identified as a CTE Concentrator.)

Postsecondary: A postsecondary student who has, in the reporting year, earned twelve (12) credits in a *single* CTE program OR completed a CTE program if that program encompasses fewer than twelve (12) credits.

Secondary: A CTE participant is defined as an individual at the secondary level who completes at least one CTE course in a CTE program or program of study. Students may participate in more than one career area.

Postsecondary: At the postsecondary level, a CTE participant who completes at least one CTE course in a CTE program or program of study.



Participant

Special Populations

Special Populations include:

- Individuals with disabilities
- Individuals from economically disadvantaged families, including low-income youth and adults
- Individuals preparing for nontraditional fields
- Single parents, including single pregnant women
- Out-of-workforce individuals
- English learners
- Homeless individuals
- Youth who are in, or have aged out of, the foster care system
- Youth with a parent who is a member of the armed forces and is on active duty

<https://www.education.ne.gov/nce/cte-data-research/cte-definitions/>

Secondary SDLP

Secondary:

Indicator	Baseline (FY-19)	2021 (FY-20)	2022 (FY-21)	2023 (FY-22)	2024 (FY-23)
1S1: Graduation Rate	93.57%	94.23%	94.89%	95.55%	96.21%
2S1: Proficiency in reading/language arts	52.97%	53.15%	53.33%	53.51%	53.69%
2S2: Proficiency in mathematics	50.72%	52.21%	53.69%	55.18%	56.66%
2S3: Proficiency in science	55.57%	56.81%	58.04%	59.28%	60.51%
3S1: Post-program placement	79.05%	80.20%	81.35%	82.50%	83.65%
4S1: Nontraditional concentration	19.70%	21.27%	22.85%	24.42%	25.90%
5S3: Participation in work-based learning	5.31%	6.70%	8.09%	9.47%	10.86%

Post- Secondary SDLP

Postsecondary:

Indicator	Baseline FY-19	2021 (FY-20)	2022 (FY-21)	2023 (FY-22)	2024 (FY-23)
1P1: Postsecondary retention & placement	76.08%	77.27%	78.47%	79.66%	80.85%
2P1: Recognized postsecondary credential	39.45%	39.90%	40.36%	40.81%	41.26%
3P1: Nontraditional concentration	19.54%	20.27%	20.99%	21.72%	22.44%

<https://www.education.ne.gov/nce/cte-data-research/perkinsreportcards/>



Perkins Performance Indicators

Postsecondary Indicators

[1P1](#)

[2P1](#)

[3P1](#)

1P1: Postsecondary Retention and Placement

Numerator: Number of CTE concentrators who, during the second quarter after program completion, remain enrolled in postsecondary education, are in advanced training, military service, or a service program that receives assistance under Title 1 of the National and Community Service Act of 1990 (42 U.S.C. 12511 et seq.), are volunteers as described in section 5(1) of the Peace Corps Act (22 U.S.C. 2504(a)) or are retained in employment. *(Concentrators who graduated by June 30, 2019 would be assessed between October 1, 2019 and December 31, 2019).*

Denominator: Number of CTE concentrators who completed their program in the reporting year.

**Retention includes students who remained enrolled in their original postsecondary institution or transferred to another 2- or 4- year institution during the reporting year.*

<https://www.education.ne.gov/nce/cte-data-research/perkins-performance-indicators/>



Perkins Work-Based Learning Indicator

Nebraska WBL Course Codes

320702	Agriculture, Food, & Natural Resources WBL Experience
320703	Architecture & Construction WBL Experience
320704	Arts, A/V & Communications WBL Experience
320705	Business Management WBL Experience
320706	Education & Training WBL Experience
320707	Energy & Engineering WBL Experience
320718	English/Language Arts WBL Experience
320708	Finance WBL Experience
320709	Government and Public Administration WBL Experience
320710	Health Science WBL Experience
320711	Hospitality & Tourism WBL Experience
320712	Human Services/FACS WBL Experience
320713	Information Technology WBL Experience
320714	Law, Public Safety WBL Experience
320715	Manufacturing WBL Experience
320716	Marketing WBL Experience
320719	Mathematics WBL Experience
320701	Other WBL Experience
320720	Science WBL Experience
320721	Social Studies WBL Experience
320717	Transportation WBL Experience

Health Certification Courses Now Added to WBL Course List

Contact

Therese Marzouk

Work-Based Learning

500 S. 84th St., 2nd Floor

Lincoln, NE 68510-2611

Phone: (402) 471-2494

therese.marzouk@nebraska.gov

<https://cdn.education.ne.gov/wp-content/uploads/2021/04/WBL-Quickstart-Guide.pdf>



Perkins Secondary Indicators

1S1: Four-Year Graduation Rate:

The percentage of CTE concentrators who graduate high school, as measured by the four-year adjusted cohort graduation rate (defined in section 8101 of the Elementary and Secondary Education Act of 1965).

Numerator: The number of CTE concentrators who graduated from high school, as measured by the four-year adjusted cohort graduation rate.

Denominator: Number of CTE concentrators who, in the reporting year, were included in the State's computation of its adjusted four-year cohort graduation rate as defined in the State's Consolidated Accountability Plan.

3S1: Post-Program Placement

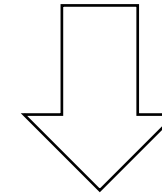
Numerator: The number of CTE concentrators who, in the second quarter after graduating from high school in the previous reporting year, are in postsecondary education or advanced training, military service or a service program that receives assistance under Title I of the National and Community Service Act of 1990 (42 U.S.C. 12511 et seq.), are volunteers as described in section 5(1) of the Peace Corps Act (22 U.S.C. 2504(a)) or are employed. (*Concentrators who graduated by June 30, 2018 would be assessed between October 1, 2018 and December 31, 2018*).

Denominator: The number of CTE concentrators who graduated high school during the previous reporting year.

Concentrator who has a 2021 graduation and goes on to post secondary education after graduating from HS

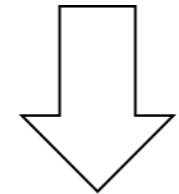


Reporting year
of 2020-2021



1S1

Reporting year
of 2021-2022



3S1



3S1 Indicator Reports

School Year: 2020-2021

2020-2021 ▼

Select

Perkins V Post School Survey List

Perkins V Post
School Survey List

List of Career Education Concentrators also reported as a Completer with Diploma and who should have a Post School Survey reported during the following school year.

Year-End

Post Graduate
Activity

List of Career Education Concentrators reported as a Completer with Diploma who have a Post School Survey reported

Year-End (of
the Following
School Year)

Students Missing
Post Graduate
Activity

List of Career Education Concentrators reported as a Completer with Diploma who are missing a Post School Survey

Year-End (of
the Following
School Year)



Indicator Trend Reports

CTE Learning that works for Nebraska

Report Name: Perkins V Postsecondary Indicator Trends
Location: State
Indicator: 3P1 Nontraditional Program Concentrator
Run Date: 3/29/2022 1:41:18 PM

Subgroup Type	Subgroup	3P1 Nontraditional Program Concentrator Percentage			3-Year Performance	Difference from Yearly State Goals		
		2018-2019	2019-2020	2020-2021		Goal:19.54%* 2018-2019	Goal:19.54%* 2019-2020	Goal:20.27% 2020-2021
All	All	17.62%	17.14%	18.21%		-1.92%	-2.40%	-2.06%
Disability	Disability	20.00%	21.19%	20.22%		0.46%	1.65%	-0.05%
EconDis	EconDis	15.10%	15.76%	14.65%		-4.44%	-3.78%	-5.62%
EL	EL	23.29%	23.04%	22.16%		3.75%	3.50%	1.89%
Gender	F	25.27%	25.54%	30.28%		5.73%	6.00%	10.01%
	M	11.37%	10.01%	8.93%		-8.17%	-9.53%	-11.34%
NonTrad	NonTrad	100.00%	100.00%	100.00%		80.46%	80.46%	79.73%

Legend

GREEN No Concentrators for the group
YELLOW At or above state goal
Pink Below state goal but within 10%
N/A More than 10% below state goal
 State goal not available

Abbreviations

Conc	Concentrators	AM	American Indian or Alaska Native
EL	English Learners	AS	Asian
EconDis	Economically Disadvantaged	BL	Black or African American
Disability	Individuals with Disabilities	HI	Hispanic
NonTrad	Nontraditional Career	MU	Two or More Races
SinglePar	Single Parent	PI	Native Hawaiian or Other Pacific Islander
		WH	White
		DC	Declined to Identify



Indicator Report



Report Name Perkins V Indicator Report
Location State
Indicator 1S1 Four-Year Graduation Rate
RunDate 1/14/2022 8:54:44 AM

School Year	Subgroup Type	Subgroup	All Clusters			
			Conc. Count	1S1 Num.	1S1 Den.	1S1 %
20202021	All	All	27811	11884	12794	92.89%
	EL	EL	608	222	267	83.15%
	Foster	Foster	175	36	59	61.02%
	FRL	FRL	11264	4443	5096	87.19%
	Gender	F	12544	5459	5830	93.64%
		M	15267	6425	6964	92.26%
	Homeless	Homeless	159	56	77	72.73%
	Migrant	Migrant	164	73	82	89.02%
	Military	Military	141	73	75	97.33%
	NonTrad	NonTrad	5551	2297	2483	92.51%
	RaceEth	AM	294	114	136	83.82%
		AS	562	254	267	95.13%
		BL	1537	572	699	81.83%
		HI	4582	1916	2162	88.62%
		MU	856	322	384	83.85%
		PI	32	10	11	90.91%
		WH	19948	8696	9135	95.19%
	SinglePar	SinglePar	128	35	62	56.45%
	SPED	SPED	3376	1122	1402	80.03%

27,811 reported
Concentrators for
2020-2021

12,794
Concentrators set
to graduate within
the 4-year cohort

11,884 Concentrators
graduated in 2021

$11,844 / 12,794 = 92.888$



Perkins Reports

Career Education

REPORT	DESCRIPTION	REVIEW
Perkins IV Career Education Programs Report	Counts of Perkins IV Career Education Participants and Concentrators, broken out by Career Pathway	Year-End
Programs of Study Courses	Student counts by Program of Study courses and by school. This report is processed on a nightly basis. Any updates to data used in this report will not appear here until the following day.	Year-End
Perkins IV Verification	Perkins IV Verification Combined Report	Year-End
Perkins V Post School Survey List	List of Career Education Concentrators also reported as a Completer with Diploma and who should have a Post School Survey reported during the following school year.	Year-End
Post Graduate Activity	List of Career Education Concentrators reported as a Completer with Diploma who have a Post School Survey reported	Year-End (of the Following School Year)
Students Missing Post Graduate Activity	List of Career Education Concentrators reported as a Completer with Diploma who are missing a Post School Survey	Year-End (of the Following School Year)
Perkins V Student Counts	Counts of Perkins V Career Education Participants and Concentrators, broken out by Career Pathway. This report is processed on a nightly basis. Any updates to data used in this report will not appear here until the following day.	Year-End
Perkins V Course History	This report indicates which courses contribute to a student's Perkins V Concentrator or Participant status throughout their High School course enrollment history. This report is processed on a nightly basis. Any updates to data used in this report will not appear here until the following day.	Year-End
Perkins V Indicator Report	This report shows a district or school's performance on each of the Perkins V indicators (1S1, 2S1, etc.) by year, subgroup, and Career Pathway. This report is processed on a nightly basis. Any updates to data used in this report will not appear here until the following day. Users must have both the Food Program and Special Education access codes entered in the NDE Portal to access this report.	Year-End
Perkins V Indicator Trends	This report shows a district or school's performance on the Perkins V indicators (1S1, 2S1, etc.) compared to the state's accountability goal across the last 3 years, by subgroup and Career Pathway. This report is processed on a nightly basis. Any updates to data used in this report will not appear here until the following day. Users must have both the Food Program and Special Education access	Year-End

Course Coding

<https://coursecodes.education.ne.gov/>

Gives an
overview of
updates
and
changes

NEBRASKA
DEPARTMENT OF EDUCATION

Course List Information **Changes** Instructions

Course Codes and Clearing Endorsements

Subject: List Format: **Expanded** Compact Year:

Name	Course Code	Endorsement	
<input type="text" value="Full or partial"/>	<input type="text" value="eg. 350001"/>	<input type="text" value="Code or Name"/>	<input type="button" value="CLEAR"/> <input type="button" value="Download"/>

No Courses Found



Data Reporting

Important Dates & Deadlines

- June 15 – Secondary Accountability Data Due
- June 15-30 – Secondary Data Audit Window
- June 30 – Secondary Data Finalized
- October 15 – Postsecondary Accountability Data Due
- October 15-30 – Postsecondary Data Audit Window
- November 1 – Postsecondary Data Finalized

<https://www.education.ne.gov/dataservices/adviser-resources/>

[DM_USER_GUIDE.pdf \(ne.gov\)](#) (Post Secondary Only)

ADVISERHelp@nebraskacloud.org



Technical Assistance

2023

Perkins Technical Assistance Meeting (P-TAM)

April 20, 2023– Two repeat sessions

9-11:00am and 1-3:00pm CDT

Registration:

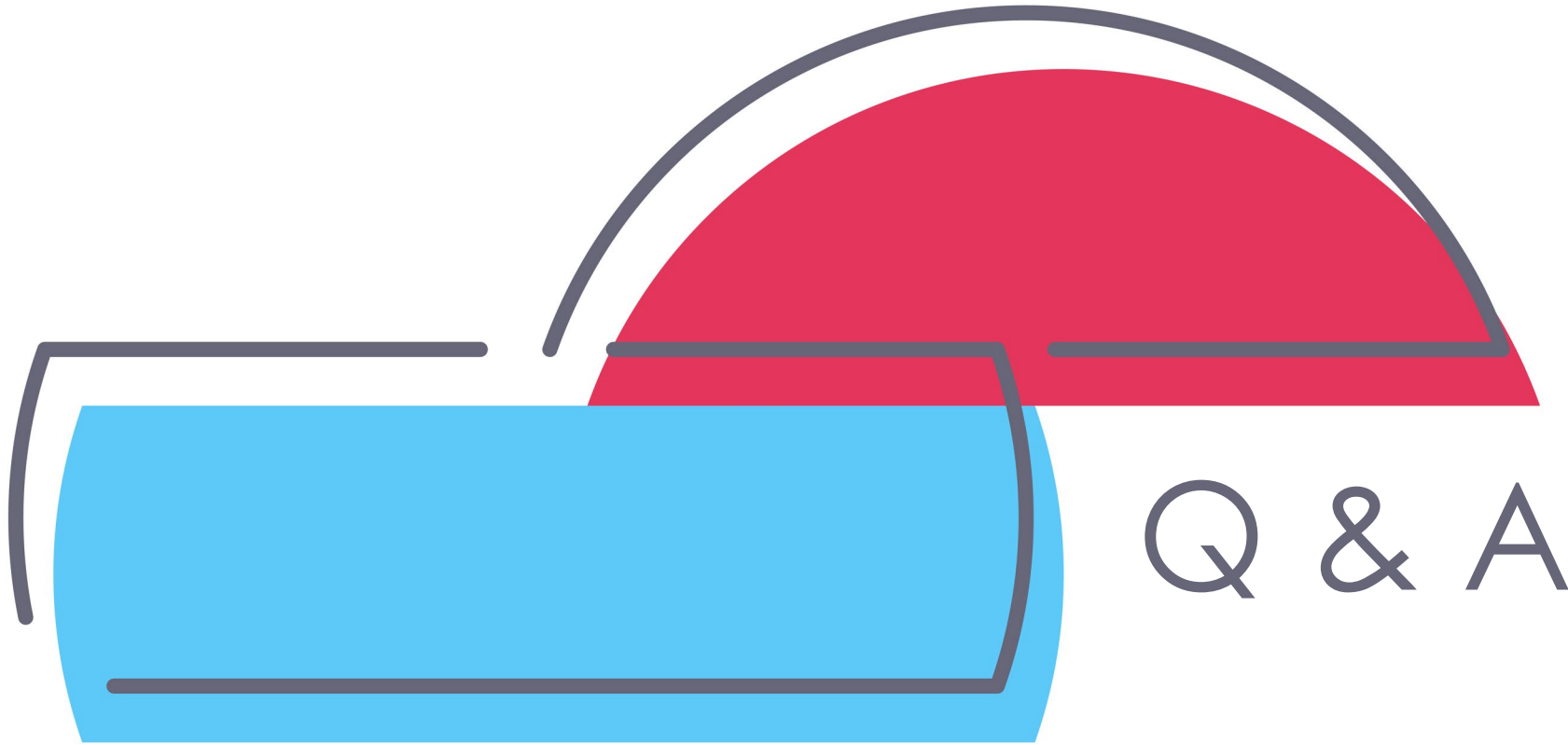
9:00am

educationne.zoom.us/meeting/register/9:00 AM Session

1:00pm

educationne.zoom.us/meeting/register/1:00 PM Session

<https://www.education.ne.gov/nce/perkins-administration/>



Q & A



Lexi Neemann
CTE DATA SPECIALIST
Lexi.Neemann@nebraska.gov
(531)- 510-2871